

*fatra*

marilo<sup>®</sup>



**LUXURY VINYL TILES**

[www.fatrafloor.com](http://www.fatrafloor.com)



Household floorings



Commercial and office floorings



Hotel and restaurant floorings



School and kindergarten floorings



Hospital and laboratory floorings




# Luxury Vinyl Tiles

Flawless imitation, an elegant appearance and durability. These are the main attributes of the new MARILO collection. Luxurious MARILO vinyl floor tiles provide a modern design with the rustic appearance of individual wood decors – it is an ideal solution for everybody. Our team of specialists has created a product that can be laid in residential buildings or office areas. This heterogeneous floor covering stands out thanks to its resistance to wear and possibility to install in damp areas. Unique top finish ensures its distinctive appearance and the flawless imitation of the natural materials surfaces. It has been specially designed for glued installation.

The overall structure consists of several layers. On the upper layer there is UV hardened PUR lacquer that simplifies maintenance, increases the resistance to stains and commonly used chemicals, and evokes the appearance of a natural material. The PUR lacquer is treated by the **SILVER block** method, which creates a shield against the undesirable effects of any microorganisms.


We have chosen the most beautiful oak decors for the MARILO collection. You can choose from various colour tones that are inspired by nature. Thanks to the structure of the wood with its distinctive grain and matt surface, the individual tiles will give your floor a natural appearance and touch.

The phthalate-free technology ensures that the floor coverings have no detrimental health effects and also conform to the European Union's standards. Selecting this floor covering will result in a luxurious interior that will meet your high aesthetic and hygiene standards.



### Product benefits:

- Resistance to wear
- The flawless oak imitation
- Suitable for damp areas
- Resistant to bacteria
- Suitable for underfloor heating installation
- A 10-year warranty



BEVELLED EDGES



REALISTIC SURFACE



MATT LOOK



SOFT UNDERFOOT



100% WATERPROOF

# Scandinavian oak

18201-1



# Tyrolean oak

18202-1



# Sicilian oak

18203-1



Try out a floor  
in your interior  
virtual designer fatrafloor



# Caribbean oak

18204-1



# Pennsylvania oak

18205-1



# Patagonian oak

18206-1





# Australian oak

18207-1



# Savoy oak

18208-1



# Gallic oak

18209-1



# Ontario oak

18210-1




# Installation

The basis for the proper function of MARILO flooring is installation in accordance with the instructions – Regulation for laying floor panels PN 5411/2003 M. We recommend using professional floor installation companies for laying MARILO.

## THE BASIC REQUIREMENTS FOR HIGH QUALITY INSTALLATION INCLUDE:

- a qualified installer,
- a perfect base (suitable construction chemicals, re-ground, solid, dry, level and clean surface),
- selection of a suitable adhesive for gluing floor panels (with high initial tack),
- use of appropriate tools and instruments (padfoot roller, notched trowels, knives, section roller, etc.),
- the maximum allowable residual moisture is 1.8 % CM for cement and 0.3 % CM for anhydrite screeds,
- temperation of floor panels and adhesive (at least 48 hours, air temperature of the room 15 °C – 25 °C),
- sufficient preparation before installation (inspection of base, mixing of panels and inspection thereof installation of panels according to the line),
- ensure the flat base plate, any unevenness exceeding 2 mm in 2 m length must be levelled off,
- laying in slightly wet, not overly dry adhesive (see adhesive manufacturer's instructions),
- rolling the installed flooring using a section roller (repeat after 1-4 hours to ensure the perfect connection of the parts),
- cleaning after instalation,
- curing of the adhesive before full operating traffic for 24 to 72 hours (see adhesive manufacturer's instructions),
- securing the contact surfaces of furniture and interior accessories with the floor using, suitable protective means (e.g. self-adhesive felt pads, pads for rolling chairs, white rubber etc.),
- installation of clean zones – mats, rugs.

MARILO can be applied even in rooms with an underfloor heating. The maximum temperature of the base is 28 °C, (at this temperature, the temperature of the panel surface can reach 27 °C). By combining various patterns, a pleasant character and harmony of the entire interior can be created.



1. Measuring a gritted surface



2. Applying glue



3. Laying vinyl tiles



4. Rolling laid surfaces

# Floor skirting boards

- Skirting boards and their accessories are visually identical with MARILO flooring materials,
- skirting boards will be installed using auxiliary components – internal corner, left and right end cover and connections,
- each skirting strip has a soft element at its bottom and top, copying the floor and the wall and, to some extent, compensating wall surface roughness,
- extension or TV/internet cables can be easily hidden in the board,
- skirting boards will be installed using auxiliary components – internal corner, left and right termination cover and connections.

## Recommended combinations of MARILO floor coverings and skirtings

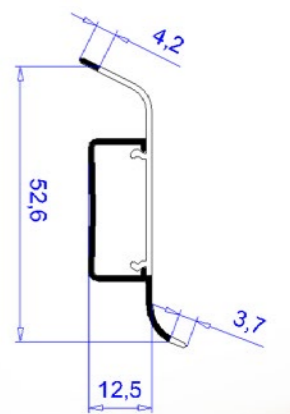
PATTERN	SKIRTING		PATTERN	SKIRTING	
Scandinavian oak	L0025		Patagonian oak	L0007	
Tyrolean oak	L0035		Australian oak	L0017	
Sicilian oak	L0030		Savoy oak	L0032	
Caribbean oak	L0029		Gallic oak	L0039	
Pennsylvania oak	L0010		Ontario oak	L0030	

## Accessories



### DIMENSIONS:

2500 x 52,6 mm  
(length x height)



# Instructions, Treatment, Maintenance

- The flooring covering must be stored at a temperature of +5 °C to +35 °C in a dry and dust-free indoor area, min. 1 m from heat sources, protected from the effects of direct sunlight and artificial lighting with a high UV component.
- The floor coverings are designed for interior use. Operating conditions of the floor covering: air temperature +10 °C to +35 °C, relative humidity (50 ± 10) %.
- Avoid moving objects on the installed floor covering that have sharp edges made of materials with a higher hardness than the floor covering surface.
- Rubber products in contact with the floor covering cause an irremovable colour change in the floor covering, which is manifested by yellowing, browning or even blackening of the floor covering surface at the point of contact with the rubber product.
- Provide furniture legs with suitable protective devices, soft plastic glides, fabric pads; use "W" type castors for wheeled chairs.
- If the surface of the PUR protective layer is scratched by moving furniture whose contact surfaces with the floor are not protected with suitable protective means, no claim can be made for this scratch.
- The material can be cleaned with a steam mop. For this purpose, the short-term temperature resistance is up to 110 °C.
- Information on the maintenance, treatment and cleaning of the floor covering is given in the PN 5411/2003 M laying code, available on the manufacturer website [www.fatrafloor.com](http://www.fatrafloor.com).

## WARRANTIES

The terms and conditions for the extended 10-year warranty are listed on the website [www.fatrafloor.com](http://www.fatrafloor.com).

TECHNICAL DATA	NORM	UNIT	ICON	VALUE
TOTAL THICKNESS	EN ISO 24346	mm		2,0 2,0
WEAR LAYER THICKNESS	EN ISO 24340	mm		0,3 0,55
AREAS OF APPLICATION	EN ISO 10582	Class		21 - 23 31 21 - 23 31 - 33 41 - 42
TOTAL AREA WEIGHT	EN ISO 23997	g/m <sup>2</sup>		2920 3100
PLANK SIZE	EN ISO 24342	mm		1200 x 180
DIMENSIONAL STABILITY	EN ISO 23999	%		≤ 0,25
CURLING AFTER EXPOSURE TO HEAT	EN ISO 23999	mm		≤ 2
RESIDUAL INDENTATION	EN ISO 24343-1	mm		≤ 0,1
CASTOR CHAIR RESISTANCE	ISO 4918	-		Meets
COLOUR FASTNESS TO ARTIFICIAL LIGHT	EN ISO 105 - B02, method 3	Degree		min. 6
REACTION TO FIRE	EN 13501 -1	Class		B <sub>fl</sub> -s1
FORMALDEHYDE EMISSION	EN 717-1	Class		E1
SLIP RESISTANCE	EN 13893	Class		DS
THERMAL CONDUCTIVITY	EN ISO 10456	W/m.K		0,17
STAIN AND CHEMICAL RESISTANCE	EN ISO 26987	-		Meets
ANTI - SLIPPING	DIN 51130	Class		R10
FINISHING	-	-		Yes
WEAR RESISTANCE	EN 660-2	-		T
RESISTANCE TO BACTERIA	EN ISO 846, method C	-		Meets
ANTIBACTERIAL ACTIVITY OF PUR VARNISH	ISO 22196			Meets
VOC	EN ISO 16000-9	µg/m <sup>3</sup>		≤ 10 (after 28 days)
WARRANTY	-	Years		10

DIMENSION	QUANTITY IN CARTON		QUANTITY PER PALLET		CARTON WEIGHT
	[pcs]	[m <sup>2</sup> ]	[cartons]	[m <sup>2</sup> ]	
1200 x 180	20	4,32	64	276,48	13,50



**Fatra, a.s.**

třída Tomáše Bati 1541  
763 61 Napajedla  
Czech Republic

Tel: +420 577 501 111

E-mail: [floor@fatra.cz](mailto:floor@fatra.cz)



**SUSTAINABILITY FIRST:**

