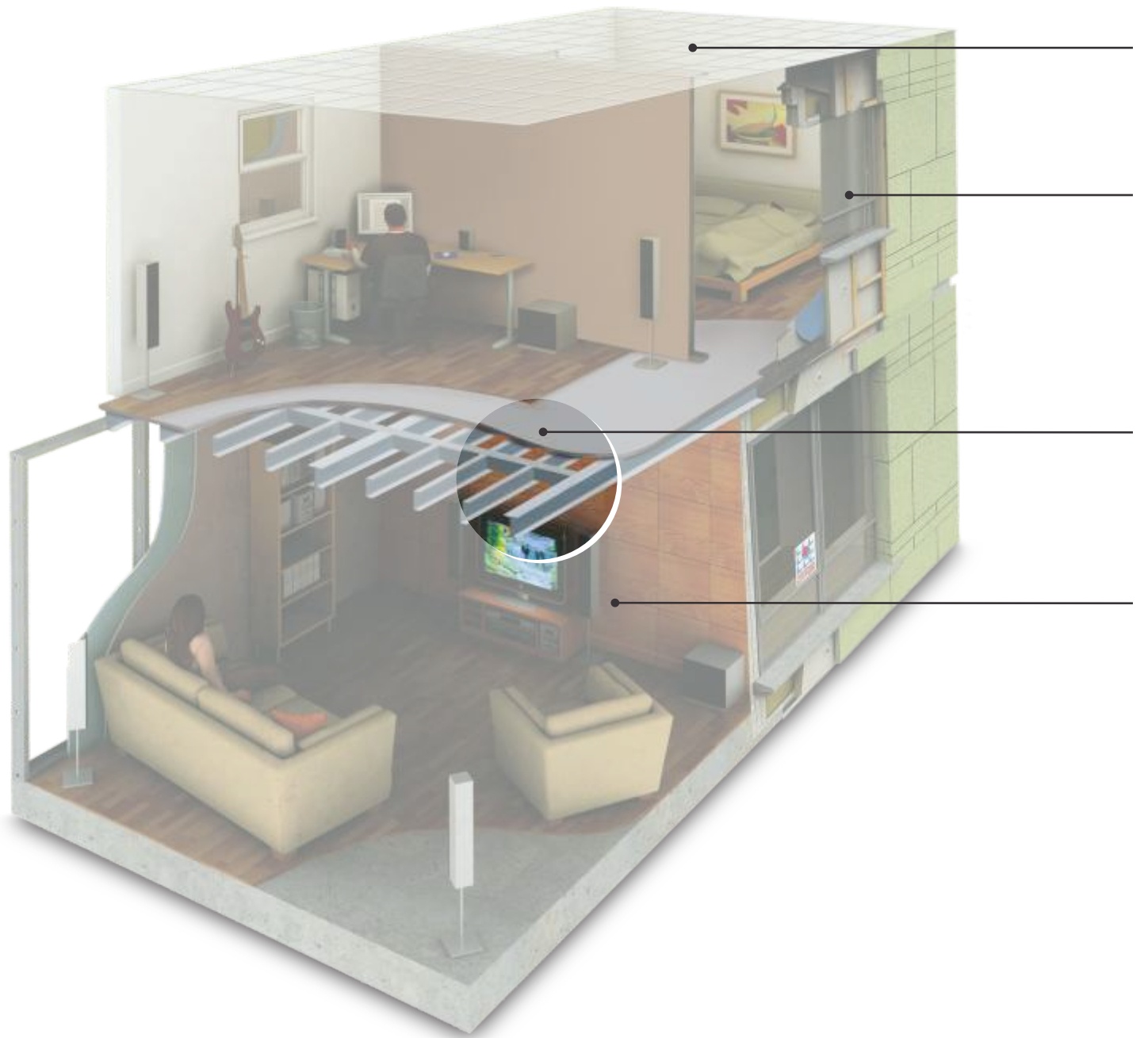


Get ready
to get floored


EVEREST
FLOOR SOLUTIONS







Technical & Physical Specifications

	Size	Thickness	Weight	Edge Profile
	• 2440 mm x 1220 mm	• 18 & 20 mm	<ul style="list-style-type: none"> • 18 mm - 26.85 Kg/m² • 20 mm - 29.83 Kg/m² 	• Square
	• 2440 mm x 1220 mm	• 15 mm	• 15 mm - 25.40 Kg/m ²	• Square

Note: Special sizes are also available on request

I. Fire Resistance Properties

Everest Floor Boards are non-combustible and qualify for:

- a. Early Fire Hazard Indices as per AS-1530 part 3** b. Resistance to Fire as per BS-476**

Property	Result
Ignition Index	0*
Ignitability	0*
Heat Evolved Index	0*
Flame Spread Index	0*
Smoke Developed Index	0*

* Zero is the best result. AS - Australian Standard

Combustibility	Non-Combustible, BS476 Part IV Series
Ignitability	Class "P" - not easily ignited, BS 476, Part V
Fire Propagation Index	< 3, BS 476 Part VI (Limit <12)
Surface Spread of Flame	Class - 1, BS 476 Part VII (Class 1-4; 1=excellent)
Specific Optical Density of Smoke	<5, ASTM E 662
UK Building Regulations	Class "0"

** AS - Australian Standard, BS-British Standard, ASTM-American Standard.

II. Moisture Resistance Properties

Everest Floor Boards are moisture resistant and qualify as per ASTM C-1185 ** Standard

Property	Result	
	Everest Floor Boards	Everest Heavy Duty Floor Boards
Moisture Content (at EMC*)	11-12%	6-8%
Change in Thickness due to Swelling in Water	0.8%	0.4%
Change in Length	0.1%	0.03%
Dimensional Changes at 90% Rh.	0.1 mm	0.03 mm
Difference in Thickness	0.2 mm	0.05 mm

* EMC - Equilibrium Moisture Condition. At EMC, conditions of environment are 23 ± 5°C and 50 ± 10% Relative Humidity (Rh.).

III. Durability

Everest Floor Boards are durable and excel in all durability tests as per ISO : 8336 Part (E)** and ASTM C-1185 *** Standard

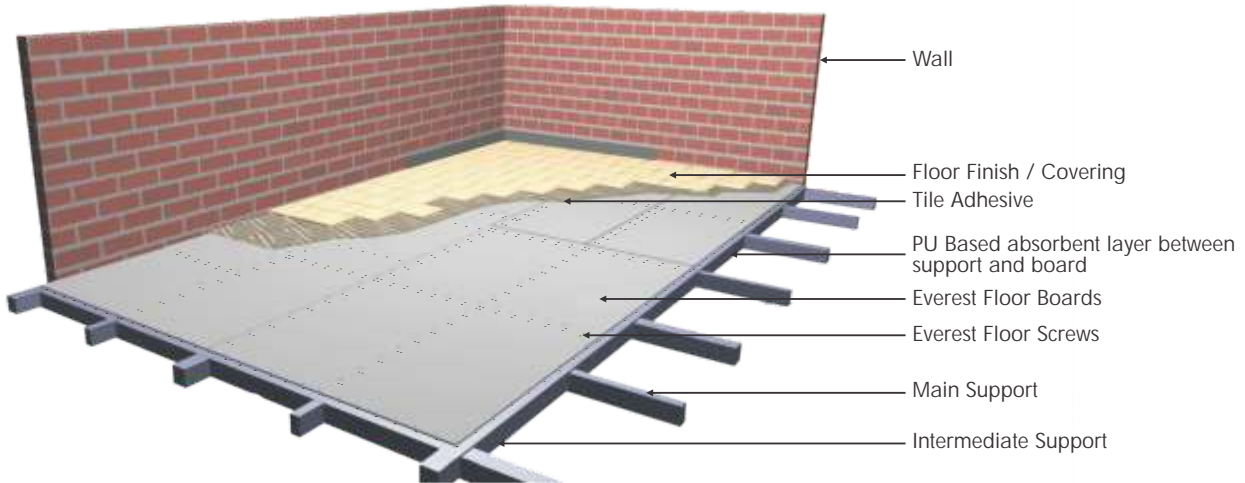
Test	Result
Water Impermeability	No drops after 24 hrs.
Frost Resistance (Freeze/ Thaw Tests)	Passes in 25 cycles
Warm Water	Passes in 25 cycles
Soak Dry	Passes in 25 cycles
Heat Rain	Passes in 25 cycles

*Internal Test Reports, ** ISO - International Standard Organisation. *** ASTM - American Standard.

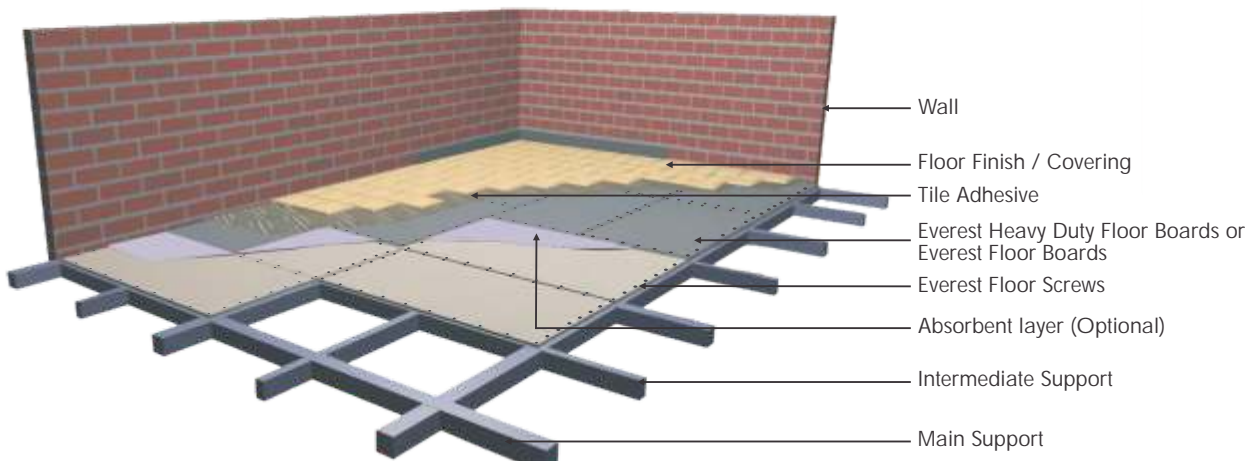
Installation procedure

Framework Details


Option-1 Recommended for (Dry Area only) - right to moderate dead load and low traffic area



Option-2 Recommended for medium to heavy dead load and moderate traffic area



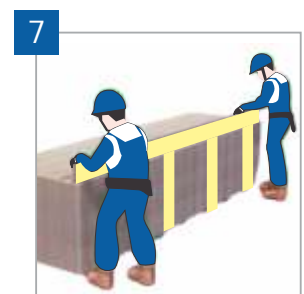
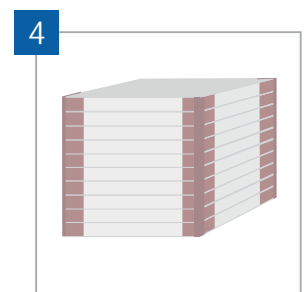

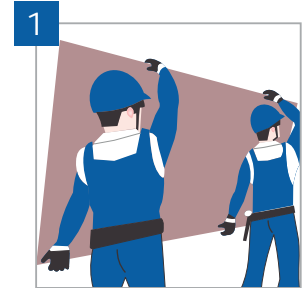
Option-3 Recommended for heavy dead load and heavy traffic area



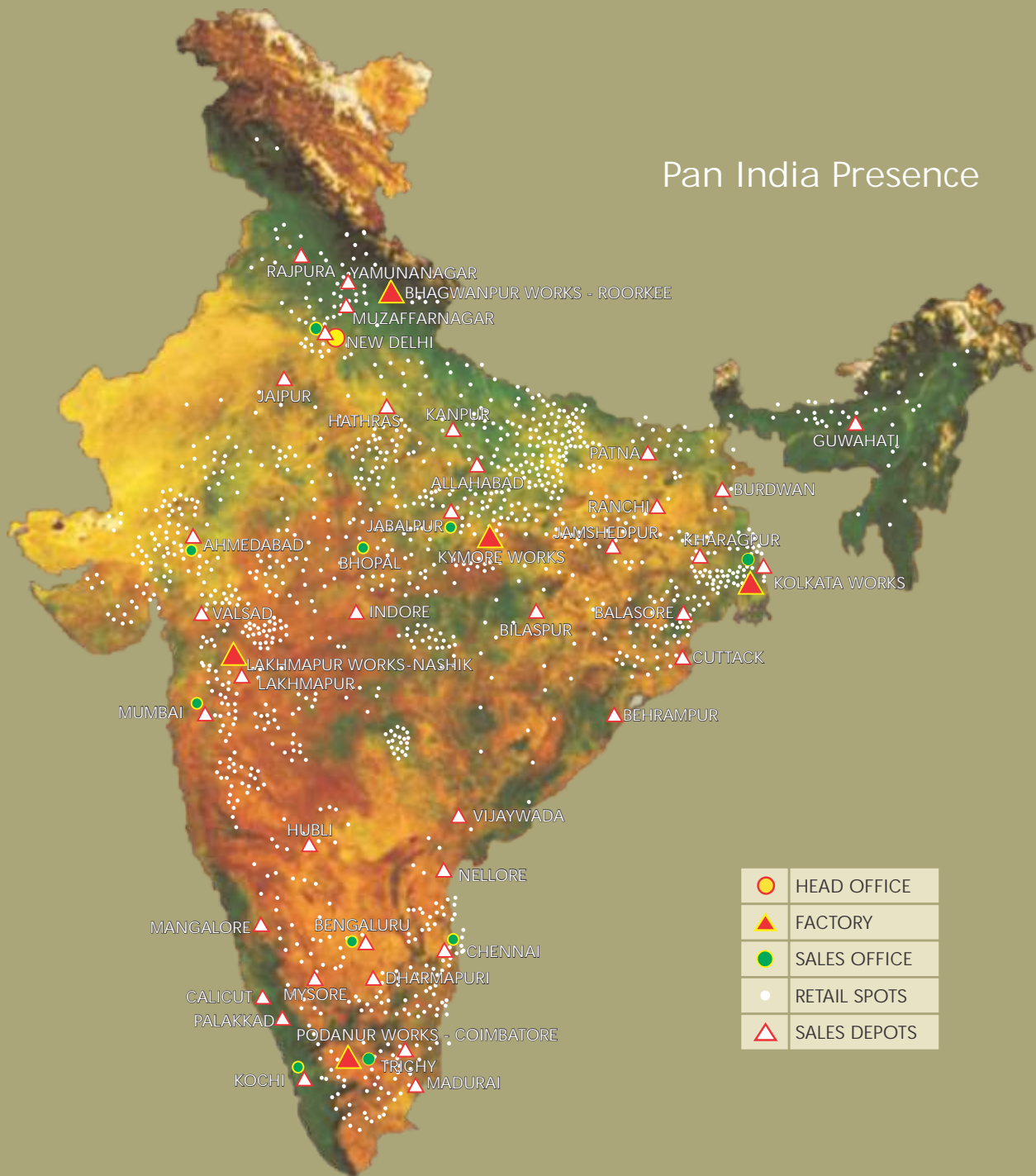
* For load carrying capacity refer load table

Handling

1. Board should always be carried on long edges (width wise) by two (for less than 4 feet x 4 feet size) or four persons (for more than 4 feet x 4 feet size) to avoid damages to the board and excessive strain on people handling them
2. While loading and unloading of board of 8 feet x 4 feet or more, it should be lifted by four people to support the four corners
3. Maximum two to three sheets should be handled for thickness of 6 mm or less. For thickness higher than 6 mm, single sheet should be handled at a time
4. During transportation, boards should be stacked flat, edges and corners fully protected and adequate packing material should be used on both bottom and sides
5. Dirt settling on the textured surface of designer boards while cutting, sawing and screwing should be avoided
6. Everest boards should be handled with gloves or by applying French Chalk to avoid spoiling of the primer or making a patch mark
7. Everest boards should be handled without opening the pack. While using the board, care should be taken in removing packing strips to avoid damage to the board



Pan India Presence



	HEAD OFFICE
	FACTORY
	SALES OFFICE
	RETAIL SPOTS
	SALES DEPOTS

For more details please contact:

CORPORATE OFFICE:

Genesis A-32 Mohan Co-operative Industrial Estate
Mathura Road New Delhi 110 044 India
Tel.: +91-11-41731951/52/53
Fax: +91-11-46566370
Helpline: 09958037777
E-Mail: info@everestind.com
website: www.everestind.com

ZONAL OFFICES:

North Zone
Genesis A-32 1st Floor Mohan Co-operative Industrial Estate
Mathura Road New Delhi 110 044 India
Tel.: +91-11-41731953
Fax: +91-11-46566370
Helpline: 09958037777
E-Mail: nzsales@everestind.com

Central Zone
36-C Geeta Chamber 2nd Floor Maharana Pratap Nagar
Zone-II Bhopal 462 011 Madhya Pradesh
Tel.: 0755-4033701
Fax: 0755-4034555
Helpline: 09958037777
E-Mail: czsales@everestind.com

East Zone
Everest House 1 Taratolla Road
Garden Reach Kolkata 700 024
Tel.: 033-24695814/2598/5312
Fax: 033-24697463
Helpline: 09958037777
E-Mail: ezsales@everestind.com

West Zone
Gundecha Onclave Office Premises No. 5B4
'B' Wing 5th Floor Kherani Road
Next to Sakinaka Post Office Andheri (E)
Mumbai - 400 072
Tel.: 022-67250279
Fax: 022-67250278
Helpline: 09958037777
E-Mail: wzsales@everestind.com

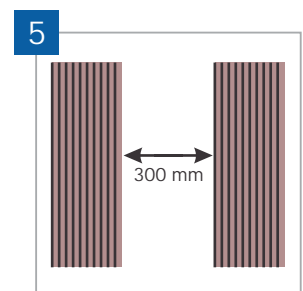
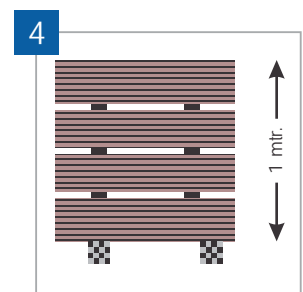
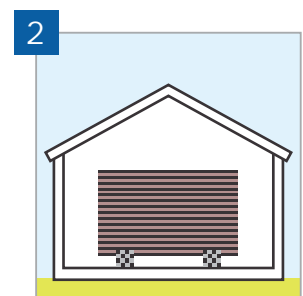
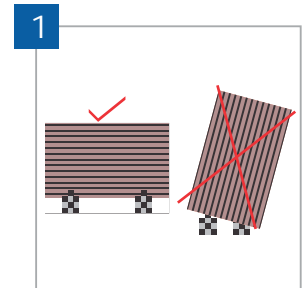
South Zone
Podanur P.O. Coimbatore 641 023 Tamilnadu
Tel.: 0422-2413632/2413816/118
Fax: 0422-2413633
Helpline: 09958037777
E-Mail: szsales@everestind.com

REGIONAL OFFICES:

- Ahmedabad - Tel.: 079-26421343/1307
- Bengaluru - Tel.: 080-25727170
- Jabalpur - Tel.: 0761-4017683
- Chennai - Tel.: 044-28353311
- Kochi - Tel.: 0484-2372428
- Nashik - Tel.: 0253-2312655

Storage

1. Board must be stacked horizontally, never inclined, on a smooth and leveled surface, preferably 6 inches to 8 inches above the levelled surface
2. Board should always be stored under adequately ventilated covered space without allowing direct exposure to sunlight, rain, etc. In case of non availability of covered space, board should be covered with polythene sheets and must be stacked on pallets with proper stretch wrapping to protect from weathering forces
3. If board gets wet or damp due to wrong storage, then it should be dried out in natural conditions before further handling. In any case, boards should be installed in position within 2-3 weeks of procurement
4. Boards should be stacked to the maximum height of 3 feet or 1 meter per stack
5. Adjacent stacks should be stacked with minimum gap of 1 foot or 300 mm



Technical Detail

Floor Covering	STC	Fire Rating*
Tiles	50	30 min
Carpet	55	30 min
Vinyl/PVC	55	30 min

Floor Covering	STC	Fire Rating*
Tiles	55	1 hr.
Carpet	60	1 hr.
Vinyl/PVC	60	1 hr.

Floor Covering	STC	Fire Rating*
Tiles	55	>1 hr.
Carpet	60	>1 hr.
Vinyl/PVC	60	>1 hr.

Installation Procedure

- Everest Floor Boards/Heavy Duty Floor Boards should be installed perpendicular to the supporting beams i.e. long side of the board across the direction of main supporting beams
- While laying, boards should be staggered length wise, by half their length, ensuring edges to come over the supporting beams. The board should be screwed @ 300 mm centres by drilling an oversize hole to allow expansion. In addition to screwing, in case of moderate to heavy traffic it is always better to bond the joints with alkaline resistant adhesives as this will hold the panels more firmly and increase overall rigidity
- The supporting beams should be tightly fixed with no scope of twisting since screw may become loose due to heavy traffic loads. The supporting profiles should be fixed straight, non-twisting type and not in round or curved shape
- Boards should be fixed with uniform gap of 2-3 mm at the joints. However, a gap of minimum 5 mm must be left on the surrounding i.e. periphery of the floor next on the wall to allow expansion. The gap should be filled with suitable flexible expandable sealant
- Only completely dry boards should be used and they can be fixed on either steel or timber supports depending upon the actual requirement of the site for thermal or sound insulation, fire rating etc. The boards should not be wet while laying and should be coated with 100% acrylic water based primer for dry application and oil based primer for wet applications on both the sides and edges, before laying
- Flooring done with Everest Floor or Everest Heavy Duty Floor boards should be covered with floor coverings like PVC/Vinyl flooring, Carpets, Tiles etc for final finish

Important Considerations

- When the floor size exceeds 5 metre in either direction, a movement control joint should be provided through both the floor boards and coverings. Control joint is also must where the supporting structure has provisions for movement control joint
- Tile should be fixed in a manner that allows flexibility to accommodate some movement that is inevitable in large framed structures. This can be achieved by (a) allowing a group joint or flexible sealant of at least 3 mm and (b) using a thick (3 mm to 6 mm) bed of tile adhesive
- For structural flooring, suitable decking sheet must be used before fixing the boards, the loading capacity depends on the combination of the decking and the board thickness, which would depend on the type of loading system
- The installation of the boards should be as per the Code of Practice for Floor Solutions. The load table should be referred for indicative purpose only and final design should be approved by a certified structural engineer only

Fixing

The installation of the boards should be as per the Code of Practice for Floor Solutions. The load table must be considered, before deciding on the type of flooring.

Fire Rating should be on the basis of internal test reports at laboratory level.

Load Table

Everest Floor Boards (Dry Area)

Sheet Thickness (mm)	Span (mm)	Allowable UDL (Kg/Sq.m.)		Allowable Point Load (Kg)	Suggested Section
		2 to 3 supports	Multiple supports		
18	300	350	550	275	ISA 65 x 65 x 6 or RHS 96 x 48 x 4.8
20	300	410	700	310	ISA 65 x 65x x 6 or RHS 96 x 48 x 4.8
18	400	280	420	235	ISMC 100 or RHS 96 x 48 x 4.8
20	400	350	510	330	ISMC 150 or RHS 122 x 61 x 4.5
18	600	150	175	175	ISMB 150 or RHS 145 x 82 x 4.8
20	600	200	225	195	ISMB 200 o RHS 172 x 92 x 4.8

Everest Heavy Duty Floor Boards

Sheet Thickness (mm)	Span (mm)	Allowable UDL (Kg/Sq.m.)		Allowable Point Load (Kg)	Suggested Section
		2 to 3 supports	Multiple supports		
15	300	550	800	400	ISA 65 x 65 x 6 or RHS 96 x 48 x 4.8
15	400	450	710	300	ISMC 120 RHS 122 x 61 x 4.5
15	600	210	300	200	ISMB 200 or RHS 172 x 92 x 4.8

Superior Attributes



Moisture Resistant



Fire Resistant



Durable



Impact Resistant

Notes :

- The maximum allowable UDL is calculated based on two criteria
 - Allowable stress criteria
 - Deflection criteria

*in all the cases the governing case is deflection criteria
- Everest Floor Solutions are applicable where no heavy impact/dynamic load is experienced and must not be applied to places where steel or hard resin type wheels are used in material handling equipments.
- The Everest Floor Solution must be used with support along all the four edges of the boards. Everest does not recommend support to be made along two edges/single side only. In case the four side supports are not possible, provisions for additional support to be made as per the direction and instruction of the structural engineer.
- Boards are laid keeping:
 - Up to 2 mm gap between the boards, epoxy adhesive could be used between the two boards
 - For more than 2 mm gap between the boards, a leveling bed of mortar layer/adhesive can be applied to the clean and dry sub-floor, using a square notched trowel.
- Suitable treatment must be done to prevent the creaking sound:
 - The point of contact of the boards and the support frame must be fixed with flexible material/film *(Butyl tape, Neoprene, rubber pad), to prevent creaking sound and also prevent damage to the board edges.
 - In case of double layer, a suitable adsorbent layer should be put between the boards
- In case of Heavy Duty Solutions, the two layers of the floor boards must be fixed in a staggered manner with suitable absorbent layer between the boards to prevent any rubbing. The supporting grid should be 600 mm c/c for normal traffic and 400 mm c/c for heavy traffic.



Floor Solutions using Everest Heavy Duty Floor Boards provide a quality mezzanine or raised floor where load impact is reasonably high. Everest Heavy Duty Floor Boards are extremely strong and durable boards, and are best suited for applications that have moderate to heavy load and exposed to moderate traffic. They also act as perfect substrate to final finished floor options with suitable framework of steel or timber (steel decking for industrial applications). Everest Heavy Duty Floor Boards are extensively used in residential, commercial and industrial installations and allow you to have the finish of your choice.

Superior Attributes



Moisture Resistant



Fire Resistant



Durable



Impact Resistant

Areas of Application

- Mezzanine Floor: Showrooms, Multiplex, Shops and Restaurants, Offices, Labour accommodations
- Raised Floor: IT Sector, Call Centres, Telephone Exchange
- Tile underlay in wet areas: Toilets, Kitchens, Washrooms etc.

Finishing Choices



Vitreous/Porselano Tiles



Carpet



Vinyl/PVC Floor Covering



Everest Floor Boards offer a cost-effective solution to space constraints. They are made using HPSC process that gives these boards heavy load carrying capacity with suitable framework of steel or timber. Floor solutions using Everest Floor Boards are quick and easy to install with minimum disruption to your existing setup. They are best suited for places that have light to medium load and are exposed to low traffic and require moisture, fire and termite resistant surfaces.

Everest Floor Boards are extensively used in residential and commercial installations and allow you to have the finish of your choice.

Superior Attributes




Areas of Application

- Lofts
- Storage Access
- Shops
- Offices
- Restaurants
- Cyber Cafes

Finishing Choices



Carpet



Vitreous/Porselano Tiles



Vinyl/PVC Floor Covering

Everest Industries Limited

Everest Ceiling Solutions

Everest is one of India's fastest growing building solutions companies. Since 1934, people have trusted Everest with their most valuable assets, their factories, warehouses and homes. We have covered more than 1 billion sq. m. of industrial and residential roofs.

Everest Cladding Solutions

Today, we provide building products and building solutions for commercial, industrial and residential sectors in over 25 countries. In India, we distribute our products across 1,00,000 villages and 600 cities, through 5 state-of-the-art facilities, 6000 outlets, 37 sales depots and 11 offices. Our range of ready-to-use products provides solutions for your building needs in roofing, ceilings, walls, floors, cladding and doors.



We manufacture Pre-Engineered Buildings and Smart Steel Buildings for the industrial and commercial sectors.

Everest Building Solutions. For Strength, Speed and Safety.

Everest Wall Solutions

With the changing landscape of modern day construction, there is a focus on more efficient methods of space utilisation, along with dry, green, safe and fast building solutions. To cater to this requirement, Everest Heavy Duty Fibre Cement Boards are scientifically manufactured for mezzanine floors raised/cavity floors for services, loft or bulk heads.

Being lighter, more durable and easier to install than conventional wet construction, these boards can be used as a floor substrate in industrial, commercial, residential and pre-fabricated buildings. They provide a resilient base which is acoustically and thermally effective and weather resistant and has the ability to carry both dead and live loads. These floors are tailor-made and offer a wide range of finish options to enhance the aesthetics of any environment.



Everest Industries Limited Genesis A-32 Mohan Co-operative Industrial Estate Mathura Road New Delhi 110 044 India
Tel.: +91-11-41731951/52/53 Fax: +91-11-46566370 Helpline: 09958037777
www.everestind.com | floors@everestind.com